

2024

Jan – Apr

# Guaranteed Debt Report

**MINISTER OF FINANCE**

Fernando Haddad

**MINISTER OF FINANCE - EXECUTIVE SECRETARY**

Dario Carnevalli Durigan

**NATIONAL TREASURY SECRETARY**

Rogério Ceron de Oliveira

**NATIONAL TREASURY DEPUTY SECRETARY**

Viviane Aparecida da Silva Varga

**NATIONAL TREASURY UNDERSECRETARIES**

David Rebelo Athayde

Heriberto Henrique Vilela do Nascimento

Marcelo Pereira de Amorim

Maria Betânia Gonçalves Xavier

Otávio Ladeira de Medeiros

Rafael Rezende Brigolini

Suzana Teixeira Braga

**STAFF**

**Head: Public Debt Control and Payment**

Leonardo Martins Canuto Rocha

**Deputy Heads: Public Debt Control and Payment**

Daniel Mario Alves de Paula

Márcia Fernanda de Oliveira Tapajós

**Debt Control and Guarantees Unit**

Amanda Giordani Pereira

Alison de Oliveira Barcelos

Ana Cristini Gomes e Silva Ilha

Juliana Torres da Paz

Luís Alberto Beckman Meirelles

Marcelo Rocha Vitorino

Rafael Danilo de Sales Leal

**Information:**

Public Debt Control and Payment - CODIV

Phone Number: +55 61 3412-3518; Fax: +55 61 3412-1461

Secretaria do Tesouro Nacional (Brazilian National Treasury)

Edifício Sede do Ministério da Fazenda, Esplanada dos Ministérios, Bloco P, 2º andar

70048-900 - Brasília – DF

E-mail: [codiv.df.stn@tesouro.gov.br](mailto:codiv.df.stn@tesouro.gov.br)

Home Page: <https://www.gov.br/tesouronacional/en>

The Guaranteed Debt Report is published by the Brazilian National Treasury. Total or partial reproduction is permitted, with an indication of its source.

## CONTENTS

<b>1. FEDERAL GUARANTEES — OUTLOOK.....</b>	<b>4</b>
1.1. Introduction.....	4
1.2. Outstanding Guaranteed Debt .....	5
<b>2. GUARANTEED DEBT PROFILE .....</b>	<b>6</b>
2.1. Creditors.....	6
2.2. Debtors.....	7
2.2.1. States .....	8
2.2.2. Municipalities.....	9
2.2.3. Federal State-Owned Enterprises (SOE) .....	10
2.2.4. Federal Banks .....	11
2.2.5. Controlled Entities.....	12
2.3. Indices .....	13
<b>3. MATURITY PROFILE — GUARANTEED DEBT .....</b>	<b>14</b>
<b>4. AVERAGE TERM TO MATURITY (ATM) OF THE GUARANTEED DEBT .....</b>	<b>15</b>
<b>5. AVERAGE COST OF THE GUARANTEED DEBT .....</b>	<b>16</b>
<b>6. STATISTICS OF EXECUTED GUARANTEES.....</b>	<b>17</b>
<b>7. ANNEX 1 — HISTORICAL OUTSTANDING GUARANTEED DEBT .....</b>	<b>19</b>
<b>8. ANNEX 2 — NEW GUARANTEED DEBT — 2024 .....</b>	<b>20</b>

## **1. FEDERAL GUARANTEES — OUTLOOK**

### **1.1. Introduction**

The Federal Guarantees System is one of the cornerstones of the fiscal framework in Brazil. It is designed to ensure the fiscal equilibrium and to provide the legal enforcement upon public entities, federal and subnational ones, regarding their debt formation.

The Brazilian National Treasury is one of the main agents responsible for managing the fiscal policy, searching for efficiency and transparency. As such, it conducts the concession process of federal guarantees, also controlling and executing guarantees and its collaterals.

If any guaranteed credit event arises, the payment becomes an actual responsibility for the National Treasury, just like any other debt issued by the federal government. Thus, the guaranteed debt is a contingent liability for the Treasury. After the guaranteed debt is paid by the federal government, the collateral agreements are triggered in order to recover the amount expended. As such, the Treasury monitors eventual delays from the original debtor perspective, establishing a period for them to remedy their situation, and warning them for the penalties and consequences set forth in the contract terms and in the legislation.

The description above justifies the role of public debt managers, as far as official guarantees are similar to conventional debt instruments. They are contracts under the civil law, affect the financial position of the government, and consume budgetary resources. Typically, contractual loans, associated to their guarantees, hold a cost-risk relationship very close to traditional debt instruments. Therefore, they must be treated as such in the funding strategy. They should be understood as a portfolio of obligations, with procedures and rules underlying its formation, besides cost-risk exercises.

Hence, as in the Federal Debt Management, it matters to explore the guaranteed debt characteristics, as well as their costs and risks. In that sense, the Guaranteed Debt Report (GDR) presents a series of indicators that detail this debt composition regarding different currencies, indices (linkers), maturities and costs for all guaranteed entities. With that, more transparency can be provided to this contingent liability, currently composed of 1,010 guaranteed contracts, allowing new analysis regarding Federal Guaranteed Debt.

## 1.2. Outstanding Guaranteed Debt

According to Article 29, IV of the Brazilian Fiscal Responsibility Law (FRL), the Federal Government can grant guarantees for financial or contractual obligations. The most common are the guarantees on credit loans, which correspond to the guarantees offered by the federal government towards government related entities (GRE), subnational governments, State-Owned Enterprises (SOE) and controlled entities according to legal definitions.

As for the origin and in accordance with Article 40 of the FRL, guarantees attached to credit loans can be classified as foreign or domestic, depending on the origin of the guaranteed debt.

All numbers published in this report, including the FX-rate used to compute the debt expressed in Brazilian Reals (R\$), refer to April 30<sup>th</sup>, 2024.

The outstanding guaranteed debt may increase due to the following factors: disbursement of existing contracts; contracting of new debt with disbursement; indexation of the domestic guaranteed debt, and FX-rate depreciation. Conversely, amortizations and FX-rate appreciation decrease the outstanding debt.

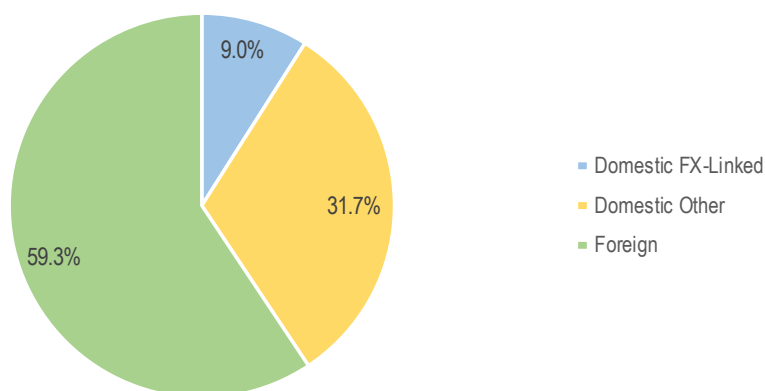
By the end of April 2024, the outstanding guaranteed debt amounted to R\$ 282.07 bn. The domestic guaranteed debt reached R\$ 114.69 bn while the external guaranteed debt reached R\$ 167.39 bn.

The Table 1.1 below display the numbers as of 04/30/2024.

**Table 1.1**  
Guaranteed Debt  
Profile

	(R\$ million)	
	Dec 2023	Apr 2024
<b>Domestic Guarantees</b>	<b>110,001.40</b>	<b>114,685.31</b>
FX-linked	24,265.97	25,393.95
Other	85,735.43	89,291.35
<b>Foreign Guarantees</b>	<b>159,293.69</b>	<b>167,389.35</b>
<b>Total</b>	<b>269,295.09</b>	<b>282,074.66</b>

**Graph 1.1**  
Guaranteed Debt  
Profile



## 2. GUARANTEED DEBT PROFILE

### 2.1. Creditors

Domestic guaranteed debt represents 40.7% of the total. External guaranteed debt totalled 59.3%. Federal banks are responsible for 94.7% (R\$ 108.64 bn) of the domestic credit, while, in the case of the external credit, multilateral organisms respond for 94.5% (R\$ 158.11 bn).

**Table 2.1**  
Guaranteed Debt  
Profile by Creditor

Creditor Classes	Outstanding (R\$ million)	(%)
<b>Domestic Creditors</b>	<b>114,685.31</b>	<b>40.7</b>
Federal Banks	108,640.79	38.5
Private Banks	5,236.28	1.9
State Banks	808.24	0.3
<b>Foreign Creditors</b>	<b>167,389.35</b>	<b>59.3</b>
Multilateral Organisms	158,105.04	56.1
Government Agencies	6,057.67	2.2
Private Banks	3,226.65	1.1
<b>Total</b>	<b>282,074.66</b>	<b>100.0</b>

Domestically, BB, BNDES and CAIXA, represent 20.7%, 10.5% and 7.2% out of the total, respectively. As for external creditors, IBRD (WB) and IADB are the most representative, with 25.8% and 24.7% respectively.

**Table 2.2**  
Guaranteed Debt  
Profile:  
Largest Creditors

Creditors	Outstanding (R\$ million)	(%)
<b>Domestic Creditors</b>	<b>114,685.31</b>	<b>40.7</b>
BB	58,256.80	20.7
BNDES	29,736.29	10.5
CAIXA	20,394.28	7.2
Other	6,297.94	2.2
<b>Foreign Creditors</b>	<b>167,389.35</b>	<b>59.3</b>
IBRD (WB)	72,738.90	25.8
IADB	69,736.52	24.7
CAF	12,378.85	4.4
Other	12,535.08	4.4
<b>Total</b>	<b>282,074.66</b>	<b>100.0</b>

## 2.2. Debtors

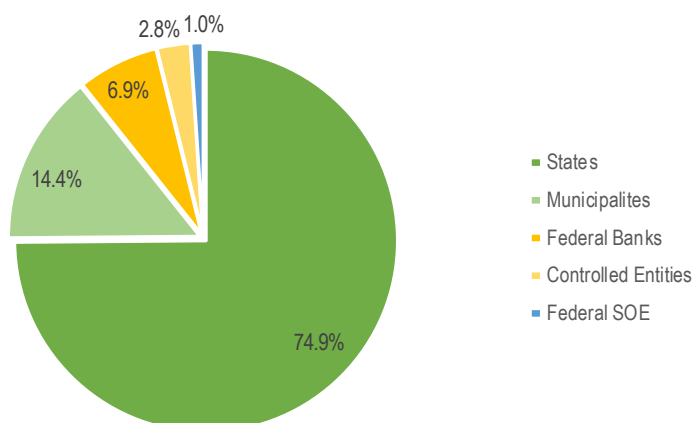
Regarding debtors, state governments are the most representative, with 74.9% (R\$ 211.20 bn) out of the total. Municipalities and federal banks represent 14.4% and 6.9%, respectively. Controlled entities hold 2.8% (R\$ 7.90 bn) and federal SOE, 1.0% (R\$ 2.96 bn).

**Table 2.3**  
Guaranteed Debt  
Profile by Debtor

Debtors	Outstanding (R\$ million)	(%)
States	211,197.68	74.9
Municipalities	40,701.93	14.4
Federal Banks	19,321.37	6.9
Controlled Entities	7,898.63	2.8
Federal SOE <sup>a</sup>	2,955.04	1.0
<b>Total</b>	<b>282,074.66</b>	<b>100.0</b>

<sup>a</sup> Non-financial SOE.

**Graph 2.1**  
Guaranteed Debt  
Profile by Debtor



### 2.2.1. States

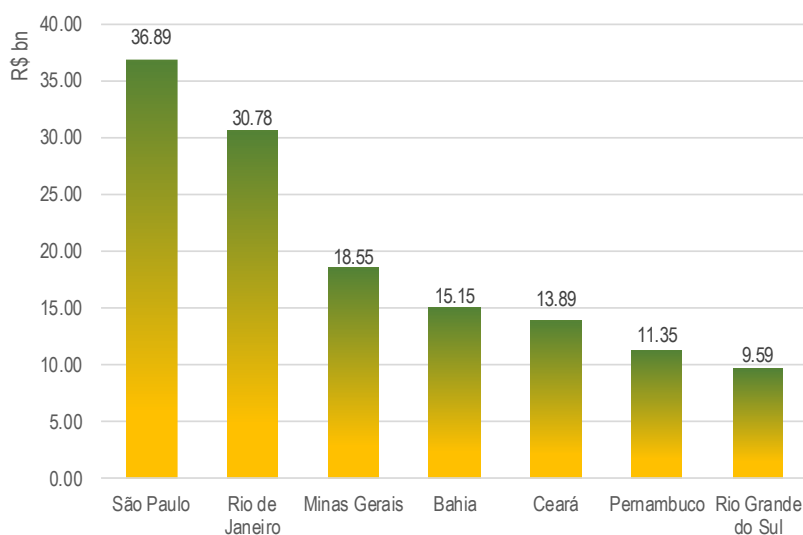
The following table shows the largest guarantees attached to states, as well as its internal credit ratings, computed by the Treasury<sup>1</sup>. The largest debtor is São Paulo, with 13.1% of all guaranteed loans, followed by Rio de Janeiro and Minas Gerais.

**Table 2.4**  
Guaranteed Debt  
Profile: Largest States

Debtors — States	CAPAG <sup>a</sup>	Outstanding (R\$ million)	(%)
São Paulo	B	36,886.56	13.1
Rio de Janeiro	D	30,780.55	10.9
Minas Gerais	D	18,551.10	6.6
Bahia	A	15,145.67	5.4
Ceará	B	13,892.26	4.9
Pernambuco	C	11,347.06	4.0
Rio Grande do Sul	D	9,585.47	3.4
Other		75,009.01	26.6
<b>Total</b>		<b>211,197.68</b>	<b>74.9</b>

<sup>a</sup> Internal credit ratings published by the National Treasury Subnational Government Undersecretariat. As these are based on preliminary data, the ratings may change over the period.

**Graph 2.2**  
Guaranteed Debt  
Profile: Largest States



<sup>1</sup> The internal credit rating (CAPAG) is an important assessment for any entity applying for a Treasury guarantee. It is computed based on the MoF Regulation n.1,583, issued on 12/13/2023. The inputs consider indicators to cover overall debt levels (not only guaranteed debt), current savings and liquidity. It ranks subnationals from A to D (lowest). According to the referred normative the applicant must have rating B or higher in order to be eligible to receive a federal guarantee, although there are other eligibility criteria.



### 2.2.2. Municipalities

The city of Rio de Janeiro holds R\$ 8.64 bn, the largest amount among municipalities, equivalent to 21.2% of this type of debtor and to 3.1% of all guaranteed loans. Table 2.5 shows the top five cities.

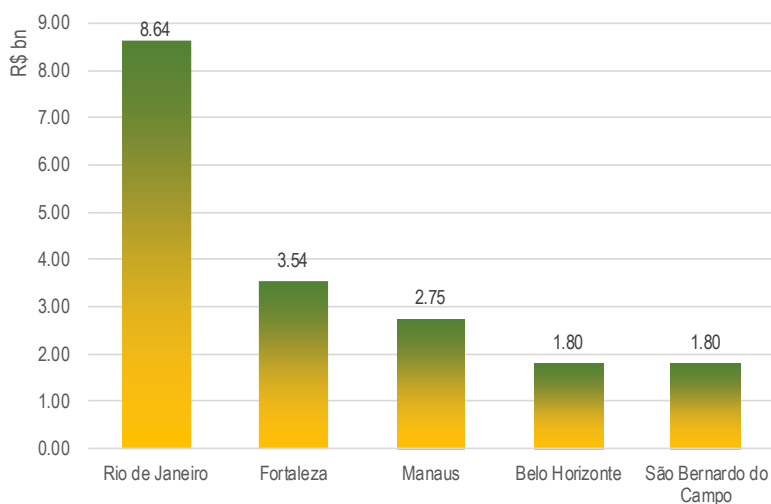
**Table 2.5**

Guaranteed Debt  
Profile: Largest  
Municipalities

Debtors — Municipalities	Outstanding (R\$ million)	(%)
Rio de Janeiro	8,643.64	3.1
Fortaleza	3,542.33	1.3
Manaus	2,753.30	1.0
Belo Horizonte	1,802.09	0.6
São Bernardo do Campo	1,801.25	0.6
Other	22,159.32	7.9
<b>Total</b>	<b>40,701.93</b>	<b>14.4</b>

**Graph 2.3**

Guaranteed Debt  
Profile: Largest  
Municipalities



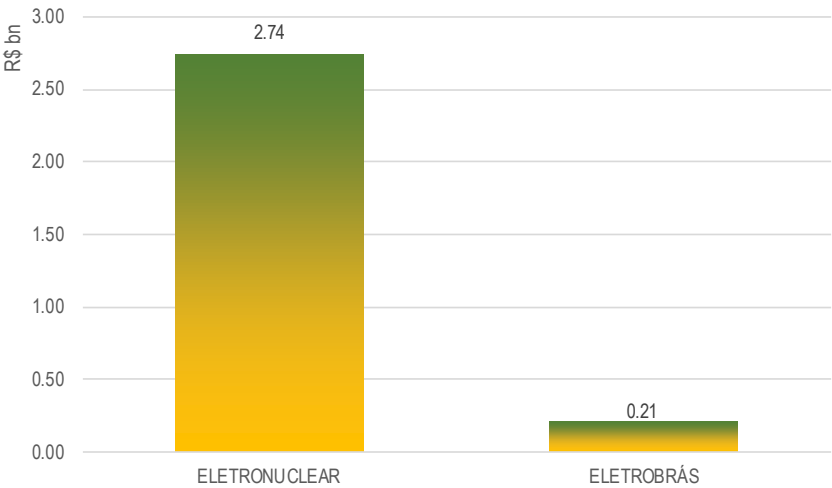
2.2.3. Federal State-Owned Enterprises (SOE)

Among SOE, ELETRONUCLEAR responds for 1.0% (R\$ 2.74 bn) of the total debt guaranteed by the federal government, followed by ELETROBRÁS<sup>2</sup>, with % (R\$ 211.20 mm).

Table 2.6  
Guaranteed Debt  
Profile: Largest SOE

Debtors — SOE	Outstanding (R\$ million)	(%)
ELETRONUCLEAR	2,743.84	1.0
ELETROBRÁS	211.20	0.1
Total	2,955.04	1.0

Graph 2.4  
Guaranteed Debt  
Profile: Largest SOE



<sup>2</sup> The guarantees granted to Eletrobras were maintained after the company's privatization by the terms of Law n. 14,182, issued on July 12, 2021.

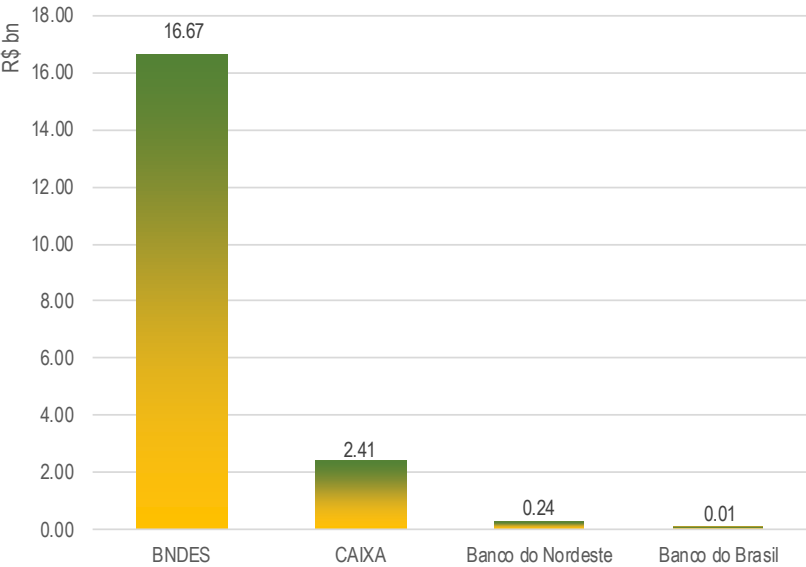
2.2.4. Federal Banks

Federal Banks hold R\$ 19.32 bn in guaranteed debt. BNDES and CAIXA are on the top, with 5.9% (R\$ 16.67 bn) and 0.9% (R\$ 2.41 bn) of the total guaranteed amount, respectively.

**Table 2.7**  
Guaranteed Debt  
Profile: Largest Fed.  
Banks

Debtors — Federal Banks	Outstanding (R\$ million)	(%)
BNDES	16,669.82	5.9
CAIXA	2,408.50	0.9
Banco do Nordeste	237.87	0.1
Banco do Brasil	5.17	0.0
<b>Total</b>	<b>19,321.37</b>	<b>6.9</b>

**Graph 2.5**  
Guaranteed Debt  
Profile: Largest Fed.  
Banks



### 2.2.5. Controlled Entities

Controlled entities (subnational SOE, usually public utility companies) represent 2.8% (R\$ 7.90 bn) out of the total guaranteed debt. SABESP-SP and CELESC-SC are the most important, with R\$ 4.58 bn and R\$ 1.32 bn, respectively.

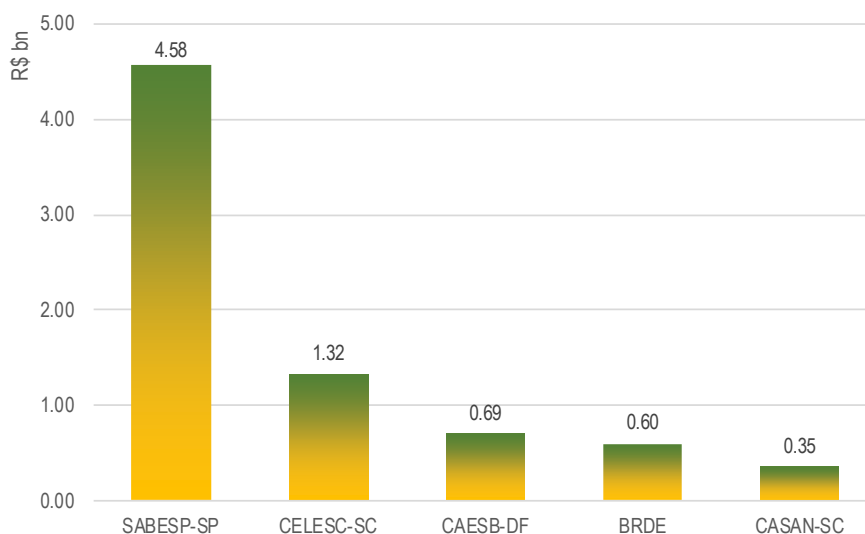
**Table 2.8**

Guaranteed Debt  
Profile: Largest  
Controlled Entities

Debtors — Controlled Entities	Outstanding (R\$ million)	(%)
SABESP-SP	4,582.48	1.6
CELESC-SC	1,320.28	0.5
CAESB-DF	692.66	0.3
BRDE	595.38	0.2
CASAN-SC	349.28	0.1
Other	358.54	0.1
<b>Total</b>	<b>7,898.63</b>	<b>2.8</b>

**Graph 2.6**

Guaranteed Debt  
Profile: Largest  
Controlled Entities



## 2.3. Indices

There are two types of indices that affect the outstanding guaranteed debt. The first type affects the value of the principal throughout time. For external debt contracts, for instance, the original currency is factored in as the actual index, as the outstanding debt is expressed in Brazilian Reals and, thus, dependent on the FX-rate.

The second type of indices affect the interest payments, determining the creditor pay-off by the interest accrued in each period until the payment date. E.g. most external debt contracts have interest rates linked to the SOFR – Secured Overnight Financing Rate.

The table below shows the profile of the guaranteed debt according to the indices affecting the principal. The category “Non-indexed” refer to the debt whose principal nominal values are fixed and not corrected by any index over time.

**Table 2.9**  
Profile by Index

Indices Applied on Principal	Total Principal		Fixed-rate Interests		Variable-rate Interests	
	(R\$ million)	(%)	(R\$ million)	(%)	(R\$ million)	(%)
FX-rate	192,783.31	68.3	14,162.58	5.0	178,620.72	63.3
IPCA (inflation)	2,460.73	0.9	2,460.73	0.9	0.00	0.0
SELIC rate	1,710.91	0.6	1,710.91	0.6	0.00	0.0
TJLP <sup>a</sup>	35,972.12	12.8	0.00	0.0	35,972.12	12.8
TR	3,268.13	1.2	3,268.13	1.2	0.00	0.0
Non-indexed	45,879.46	16.3	4,478.85	1.6	41,400.61	14.7
<b>Total</b>	<b>282,074.66</b>	<b>100.0</b>	<b>26,081.20</b>	<b>9.2</b>	<b>255,993.46</b>	<b>90.8</b>

<sup>a</sup> Although TJLP (Long Term Interest Rate) is an interest rate, it is considered an index because some contracts have interest linked to a 6% cap, with the exceeding value capitalized into the overall debt.

Both types of indices (over principal and interest rates) affect the risk analysis of the guaranteed debt. For example, the FX-linked exposure must include the contracts denominated in foreign currency and those denominated in R\$ but linked to the USD.

### 3. MATURITY PROFILE — GUARANTEED DEBT

An important risk indicator to be monitored by the guarantor (Treasury) is the percentage maturing in the next 12 months. From the Treasury perspective, it is essential to understand what could arise and be prepared to deal with liquidity and budgetary issues in order to perform the payments when required. These measures allow debt managers to know the debt incoming flow for each period and how the guarantees are distributed over time.

As of April 30<sup>th</sup>, 2024, 11.1% of the guaranteed debt is maturing in the next 12 months. This number is broken-down according to the table below. It is important to note that all payments are considered in these percentages, including accrued interest. Hence the numbers displayed in the table are higher than the overall outstanding debt we have considered so far.

**Table 3.1**  
Maturity Profile

Debtors	Up to 12 mo.		1 to 2 years		2 to 3 years		3 to 4 years		4 to 5 years		More than 5 yr.	
	(R\$ bn)	(%)	(R\$ bn)	(%)	(R\$ bn)	(%)	(R\$ bn)	(%)	(R\$ bn)	(%)	(R\$ bn)	(%)
States	34.94	11.1	33.75	10.7	32.02	10.2	30.15	9.6	26.57	8.4	158.17	50.1
Municipalities	7.16	12.0	6.93	11.6	6.53	10.9	6.03	10.1	5.51	9.2	27.55	46.2
Federal Banks	3.11	10.4	2.85	9.5	2.68	8.9	2.37	7.9	2.27	7.6	16.75	55.8
Federal SOE	0.32	7.3	0.32	7.3	0.32	7.2	0.32	7.2	0.31	7.0	2.85	64.0
Controlled Entities	0.98	8.6	0.95	8.3	0.92	8.0	0.90	7.9	0.89	7.8	6.77	59.3
<b>Total</b>	<b>46.52</b>	<b>11.1</b>	<b>44.79</b>	<b>10.6</b>	<b>42.46</b>	<b>10.1</b>	<b>39.77</b>	<b>9.4</b>	<b>35.55</b>	<b>8.4</b>	<b>212.09</b>	<b>50.4</b>

## 4. AVERAGE TERM TO MATURITY (ATM) OF THE GUARANTEED DEBT

For cross-country comparisons, the Brazilian National Treasury calculated the average life of the federal public debt using the ATM methodology. This indicator considers the average life of each loan, weighted by the respective amortizations.

The ATM of the guaranteed debt reached 6.60 years, as detailed in the table below. The table opens by the credit origin, as well as by the type of debtor.

**Table 4.1**  
ATM

Debtors	Outstanding (R\$ million)	ATM (years)
<b>Total</b>	<b>282,074.66</b>	<b>6.60</b>
<b>Domestic Guarantees</b>	<b>114,685.31</b>	<b>5.61</b>
States	93,698.29	5.79
Municipalities	15,829.50	4.22
Federal Banks	2,413.68	4.72
Federal SOE	2,743.84	8.13
<b>Foreign Guarantees</b>	<b>167,389.35</b>	<b>7.28</b>
States	117,499.39	7.06
Municipalities	24,872.44	7.15
Federal Banks	16,907.69	8.75
Federal SOE	211.20	6.49
Controlled Entities	7,898.63	7.86

## 5. AVERAGE COST OF THE GUARANTEED DEBT

Another important risk measure for the guaranteed debt portfolio is the average cost. This statistic indicates how much the debtor (or group thereof) had to bear for keeping their debt for the last twelve months. Thus, it is a rate per annum.

The calculation of such cost considers the contractual interest rates plus spreads and the variation of the index applied over the due principal, if any. For foreign debts, the latter is replaced by the FX-rate as far as it determines the variation of the financial value of the outstanding balance denominated in R\$.

As of April 30<sup>th</sup>, 2024, the average cost of the guaranteed debt portfolio reached 9.99% per annum. This is an average of the 9.72% p.a. cost of foreign debt and the 10.38% p.a. cost of domestic debt, as can be seen on Table 5.1.

**Table 5.1**  
Average Cost

Debtors	Outstanding (R\$ million)	Average Cost (% per annum)
<b>Total</b>	<b>282,074.66</b>	<b>9.99</b>
<b>Domestic Guarantees</b>	<b>114,685.31</b>	<b>10.38</b>
States	93,698.29	10.55
Municipalities	15,829.50	10.54
Federal Banks	2,413.68	7.18
Federal SOE	2,743.84	6.50
<b>Foreign Guarantees</b>	<b>167,389.35</b>	<b>9.72</b>
States	117,499.39	9.77
Municipalities	24,872.44	9.83
Federal Banks	16,907.69	11.14
Federal SOE	211.20	2.75
Controlled Entities	7,898.63	5.65

The cost of foreign operations was close to that observed for domestic operations in part due to the effect of the exchange rate variation in the 12-month period (3.42% for the rate USD/R\$ from 04/30/2023 to 04/30/2024).



## 6. STATISTICS OF EXECUTED GUARANTEES

The Brazilian National Treasury monitors financial events related to the contracts guaranteed by the federal government, warning debtors about the need to fulfill their obligations and about the sanctions, penalties and other consequences of defaulting, according to the contracts and binding legislation. If the original debtor does not meet its obligations, the Treasury steps in as the guarantor and liquidates the obligations with the original creditor on the original debtor's behalf. While executing the guarantee, the Treasury triggers the collateral according to contractual terms, which include, besides the financial expenditure associated to the guarantee, fines, fees, interest, and other expenses as described in the contractual clauses.

In 2024, the Treasury intervened and paid R\$ 3.03 bn related to guaranteed contracts. Since 2016, the total reached R\$ 67.01 bn.

**Table 6.1**  
Guarantees  
Executed

(R\$ million)						
Debtor	2016-2020	2021	2022	2023	2024	Total
<b>States</b>	<b>32,814.24</b>	<b>8,963.28</b>	<b>9,750.86</b>	<b>12,210.60</b>	<b>3,026.13</b>	<b>66,765.11</b>
Rio de Janeiro	22,538.07	4,180.46	3,975.34	4,611.02	904.11	36,209.00
Minas Gerais	7,036.99	3,130.04	1,979.04	3,564.48	1,402.54	17,113.09
Goiás	1,356.92	1,301.48	1,288.31	919.35	302.82	5,168.87
Rio Grande do Sul	0.00	0.00	886.57	1,393.37	416.67	2,696.62
Maranhão	280.16	0.00	547.90	681.40	0.00	1,509.47
Pernambuco	354.85	0.00	443.86	645.03	0.00	1,443.73
Piauí	189.20	0.00	352.16	334.22	0.00	875.58
Rio Grande do Norte	287.69	156.98	35.11	0.00	0.00	479.77
Amapá	172.44	194.32	0.00	0.00	0.00	366.76
Alagoas	0.00	0.00	242.57	0.00	0.00	242.57
Bahia	239.80	0.00	0.00	0.00	0.00	239.80
Roraima	135.58	0.00	0.00	0.00	0.00	135.58
Mato Grosso	107.13	0.00	0.00	0.00	0.00	107.13
Tocantins	88.86	0.00	0.00	0.00	0.00	88.86
Espírito Santo	0.00	0.00	0.00	61.72	0.00	61.72
Mato Grosso do Sul	25.60	0.00	0.00	0.00	0.00	25.60
Paraíba	0.65	0.00	0.00	0.00	0.00	0.65
São Paulo	0.29	0.00	0.00	0.00	0.00	0.29
<b>Municipalities</b>	<b>131.45</b>	<b>1.56</b>	<b>32.06</b>	<b>80.81</b>	<b>0.00</b>	<b>245.89</b>
Taubaté - SP	0.00	0.00	32.06	65.50	0.00	97.57
Natal - RN	61.41	0.00	0.00	0.00	0.00	61.41
São Bern. Campo - SP	30.10	0.00	0.00	0.00	0.00	30.10
Corumbá - MS	0.00	0.00	0.00	15.07	0.00	15.07
Goiânia - GO	11.95	0.00	0.00	0.00	0.00	11.95
Novo Hamburgo - RS	8.10	0.00	0.00	0.00	0.00	8.10
Belford Roxo - RJ	6.37	1.56	0.00	0.00	0.00	7.93
Chapecó - SC	6.03	0.00	0.00	0.00	0.00	6.03
Cachoeirinha - RS	5.82	0.00	0.00	0.00	0.00	5.82
Rio Grande - RS	1.68	0.00	0.00	0.00	0.00	1.68
Santanópolis - BA	0.00	0.00	0.00	0.24	0.00	0.24
<b>Total Paid</b>	<b>32,945.69</b>	<b>8,964.84</b>	<b>9,782.93</b>	<b>12,291.41</b>	<b>3,026.13</b>	<b>67,011.00</b>

Due to legal injunctions obtained by some states in the Supreme Court, the federal government is prevented from executing the collaterals of their contracts. In addition, the execution of the states of Goiás, Rio de

Janeiro, Rio Grande do Sul and Minas Gerais collaterals' have been suspended by Complementary Law n.159, of on May 19, 2017 (modified by Complementary Law n. 178, of January 13, 2021), which established the Fiscal Recovery Regime (FRR).

Article 15 of the Ministry of Finance (MoF) Regulation n.1,583, issued on 12/13/2023, establishes a penalty period to contract new guaranteed debt for the debtors that do not fulfill their original obligations. The states in FRR are entitled to contract new guaranteed debt by the terms of art. 11, §1º, of Complementary Law n. 159, issued on May 19, 2017. In addition, the federal government is prevented from applying the penalties of Article 15 of MoF Regulation n. 1,583/2023 to states that obtained injunctions in the Supreme Court.

## 7. ANNEX 1 — HISTORICAL OUTSTANDING GUARANTEED DEBT

(R\$ billion)

	2015	2016	2017	2018	2019	2020	2021	2022	2023	Apr 24
<b>Domestic Guarantees</b>	<b>112.30</b>	<b>111.09</b>	<b>111.50</b>	<b>114.32</b>	<b>109.30</b>	<b>114.06</b>	<b>112.93</b>	<b>105.37</b>	<b>110.00</b>	<b>114.69</b>
States	81.80	81.26	84.71	91.44	90.91	97.34	96.74	90.06	90.22	93.70
Municipalities	3.55	3.98	3.91	3.88	4.86	6.89	8.19	9.18	14.42	15.83
Federal Banks	7.47	7.07	6.54	6.08	5.37	4.72	4.11	3.22	2.58	2.41
Federal SOE	17.77	17.68	15.95	12.71	8.16	5.12	3.89	2.91	2.78	2.74
Controlled Entities	1.72	1.10	0.38	0.21	0.00	0.00	0.00	0.00	0.00	0.00
<b>Foreign Guarantees</b>	<b>110.61</b>	<b>103.76</b>	<b>121.85</b>	<b>143.92</b>	<b>146.62</b>	<b>181.93</b>	<b>190.48</b>	<b>171.48</b>	<b>159.29</b>	<b>167.39</b>
States	77.83	75.49	91.24	107.66	109.59	135.18	137.39	123.78	112.39	117.50
Municipalities	10.57	10.71	11.05	13.45	14.62	19.96	22.35	21.70	22.19	24.87
Federal Banks	16.54	12.24	12.60	13.09	12.30	14.36	18.69	15.91	16.70	16.91
Federal SOE	1.83	1.62	1.35	2.20	2.37	2.89	2.86	2.46	0.50	0.21
Controlled Entities	3.84	3.71	5.60	7.52	7.75	9.55	9.19	7.62	7.52	7.90
<b>Total</b>	<b>222.91</b>	<b>214.85</b>	<b>233.35</b>	<b>258.24</b>	<b>255.92</b>	<b>296.00</b>	<b>303.41</b>	<b>276.85</b>	<b>269.30</b>	<b>282.07</b>

## 8. ANNEX 2 — NEW GUARANTEED DEBT — 2024

The tables below show the new contracts of guaranteed debt signed in 2024. In all, 19 guaranteed contracts were celebrated, of which 16 were domestic (15 with municipalities and 1 with state) and 3 were foreign (2 with municipalities and 1 with state).

Domestic Contract	Debtor	Signing Date	Contracted Amount
BNDES - 2024323	Munic. of Rio de Janeiro (RJ)	01/26/2024	R\$ 702,792,500.00
CAIXA - 20240352	Munic. of Palmares (PE)	02/26/2024	R\$ 30,000,000.00
BB - 2024327	Munic. of Óbidos (PA)	03/11/2024	R\$ 30,000,000.00
CAIXA - 20240328	Munic. of Farroupilha (RS)	03/13/2024	R\$ 20,000,000.00
CAIXA - 20240330	Munic. of Rio Grande (RS)	03/14/2024	R\$ 30,000,000.00
BB - 2024341	Munic. of Gurupi (TO)	03/15/2024	R\$ 58,000,000.00
BB - 2024357	Munic. of Chapadinha (MA)	03/21/2024	R\$ 30,000,000.00
BB - 2024355	Munic. of Jaboatão Guararapes (PE)	03/22/2024	R\$ 70,000,000.00
CAIXA - 20240332	Munic. of Ribeirão Preto (SP)	03/22/2024	R\$ 50,000,000.00
BB - 2024343	Munic. of Porto Velho (RO)	03/27/2024	R\$ 35,000,000.00
BB - 2024354	Munic. of Porto Velho (RO)	03/27/2024	R\$ 35,000,000.00
CAIXA - 20240363	Munic. of Serra (ES)	04/02/2024	R\$ 100,000,000.00
CAIXA - 20240368	Munic. of Colatina (ES)	04/02/2024	R\$ 30,000,000.00
BB - 2024371	State of Piauí	04/12/2024	R\$ 2,000,000,000.00
BB - 2024361	Munic. of Caçapava (SP)	04/15/2024	R\$ 30,000,000.00
CAIXA - 20240376	Munic. of Jundiaí (SP)	04/15/2024	R\$ 200,000,000.00

Foreign Contract	Debtor	Signing Date	Contracted Amount
BIRD9608-BR	Munic. of Rio de Janeiro (RJ)	01/30/2024	US\$ 135,238,245.00
BIRD9593-BR	State of Piauí	03/11/2024	US\$ 50,000,000.00
Fonplata BRA-37/2022	Munic. of Belém (PA)	03/15/2024	US\$ 60,000,000.00

## GLOSSARY

### Definitions:

- Amortization** - Part of the installment referred to the debt principal, which leads to diminishing the outstanding debt.
- Contracted Value** - Value defined in the contract to execute a specific project. It does not necessarily affect the outstanding debt at once, as it depends on the pace of the disbursement.
- Controlled Entities** - Public companies or entities controlled by states or municipalities.
- Credit Operations** - Contract signed by which the creditor funds the debtor's project, and the guarantor backs-up the debt. The debtor is then obliged to amortize the values with time and interest agreed upon.
- Creditor** - Financial institution which funded some project.
- Debtor** - Entity beneficiary of the credit and underlying guarantee to execute the project according to contractual terms.
- Disbursement** - Financial outlay from the creditor to the debtor to execute the project.
- Domestic Guarantees** - Guarantees associated to credit operations originally funded domestically, regardless from the currency or index set in the contract.
- Federal Banks** - Federal Government owned banks such as Banco do Brasil, BNDES and CAIXA.
- State Banks** - State Government owned banks such as BRB.
- Foreign Guarantees** - Guarantees associated to loans originally funded by foreign creditors.
- Government Agencies** - International public financial institutions such as AFD, JICA and KfW.
- Guarantor** - Entity responsible to fulfill a guarantee in case of a credit event. In this report, the Brazilian National Treasury.
- Multilateral Organisms** - Type of creditor defined by international entities. The main ones are IBRD (World Bank) and IADB.
- Outstanding Guaranteed Debt** - Total disbursed netted out from the amortized debt.
- Private Banks** - Private financial institutions, national or international, such as Crédit Suisse Brasil, Itaú, Crédit Suisse AG and Santander.

### Acronyms:

- AFD** - Agence Française de Développement (French Development Agency)
- BB** - Banco do Brasil (Federal Bank)
- BNDES** - Banco Nacional de Desenvolvimento Econômico e Social (Federal Bank)
- BRB** - Banco de Brasília S.A. (State Bank)
- BRDE** - Banco Regional de Desenvolvimento do Extremo Sul (States Bank)
- CAESB** - Companhia de Saneamento Ambiental do Distrito Federal (Distrito Federal's water and sanitation company)
- CAF** - Corporación Andina de Fomento (Andean Development Corporation)
- CAIXA** - Caixa Econômica Federal (Federal Bank)
- CASAN** - Companhia Catarinense de Águas e Saneamento (Santa Catarina's water and sanitation company)
- CELESC** - Centrais Elétricas de Santa Catarina S.A. (Santa Catarina's electric company)
- ELETRORÁS** - Centrais Elétricas Brasileiras S.A. (Federal Government electric company)
- ELETRONUCLEAR** - Eletrobras Eletronuclear (Federal Government electric company)
- FONPLATA** - Fundo Financeiro para Desenvolvimento da Bacia do Prata (South American Development Bank)
- IADB** - Inter-American Development Bank
- IBRD/WB** - International Bank for Reconstruction and Development/World Bank
- ITAU** - Itaú Unibanco Holding S.A.
- JICA** - Japan International Cooperation Agency
- KfW** - Kreditanstalt für Wiederaufbau
- NDB** - New Development Bank (Banco dos BRICS)
- SABESP** - Companhia de Saneamento Básico do Estado de São Paulo (São Paulo's sanitation company)
- SANTANDER** - Banco Santander S.A.